

Skilled Trades Career Fair



Exposure to Career Paths in Trades!

LEARN.PLAN.SUCCEED.

MARCH 22-24



McCormick Place





A Message to Chicago Public Schools Students



Welcome to the Skilled Trades Career Fair! Today is your chance to meet representatives of employers and trade unions to experience firsthand what it takes to begin a career in the skilled trades. Be sure to participate in the activities and ask questions! The demand for these jobs is growing, and if they are a match for your skills and abilities, today could be an exciting day for you to think about your future. You will learn today about careers that will allow you to follow your passions and use your skills to build a better tomorrow for you and your families. Have fun today with the exhibitors. Ask questions! The participants are here to talk to you about the great opportunities and resources they have to offer. Take this chance to learn how you can help us build a stronger and better Chicago. You can be the next generation to build this great city we call home.

- Chicago Mayor Lori Lightfoot




I hope you have a learning-filled day at the Skilled Trades Career Fair! This career fair's hands-on experiences will expose you to a variety of employment opportunities. I want to encourage you to listen closely to the experts here about how to pursue a career in these trades. Their advice may be exactly what you need to discover your dream job. Whether you plan on attending college, completing an apprenticeship, or directly entering the workforce after high school, choosing the right career for you will be essential to your success in the years to come. It's important to start planning for your future as early as possible so that you can discover where your true interests and passions lie. Have fun!

- Chicago Public Schools CEO Pedro Martinez

Welcome to the 2022 Skilled Trades Career Fair

Welcome to the 2022 Skilled Trades Career Fair! We hope you will leave this experience feeling excited and motivated to pursue a career in the skilled trades. We have provided hands-on activities, so you can engage with a variety of trade union representatives, contractors, and employers. Our goal is for you to leave with a greater understanding of how you start a career in the skilled trades.



Scan this QR code to view this guidebook on your phone. You can also visit ChicookWorks.org/STCareerFair



Event Schedule

Day 1

9:00 a.m.

Student Arrival

9:30 a.m.

**Students Begin
Group Rotations**

10:50 a.m.

Opening Ceremony

11:30 a.m.

Building Contest

1:00 p.m.

Student Dismissal

Day 2 & 3

9:00 a.m.

Student Arrival

9:30 a.m.

**Students Begin
Group Rotations**

11:30 a.m.

Building Contest

1:00 p.m.

Student Dismissal





WHAT IS A SKILLED TRADE?

A skilled trade is any occupation that requires a particular skill set, knowledge, or ability. It is usually a hands-on job, but skilled trades are found in every career cluster. A skilled trade in the construction industry describes a variety of roles that require a specific set of skills and knowledge, including the ability to perform hands-on applications using math and reading. Some examples of a skilled tradesperson include:

- Bricklayer/Tuckpointer
- Electrician
- Laborer
- Sheet Metal Worker
- Carpenter
- Operating Engineer
- Pipe Fitter
- Roofer
- Welder
- And more

Skilled tradespeople are individuals who may have gone through an apprenticeship program approved by the U.S. Department of Labor Office of Apprenticeship. In the construction industry, there are even more job titles when working for a contractor, such as:

- Foreman
- Project Manager
- Superintendent
- Estimator
- Document Control
- Project Engineer
- Surety/Bonding
- Owner

The trades need leaders too, such as:

- Business Agent
- Assistant Coordinator
- Apprentice Instructor
- Office Clerk
- Political Director
- Benefits Manager
- Dispatcher

Typically, skilled trades don't require a four-year degree and can offer an option for a largely debt-free education. Some trades may require a specific certification or license earned through a school or state agency. There are many pathways to becoming a skilled professional in the construction industry. For example:

- You can obtain skills at a community college or university to become a construction manager.
- Join a pre-apprenticeship construction training program.
- Participate in on-the-job training as a member of a trade apprenticeship.
- Intern with a contractor.

Source

HOW TO GET STARTED. (n.d.). Careers in Construction. Retrieved January 19, 2022, from <https://www.careersinconstruction.ca/en/careers/getting-started>

Career Pathways: How Do I Get Started?

A career pathway is a group of connected educational and work experiences that lead to a career of choice. A “career pathway” also means thinking ahead! Starting a course today can give you the opportunity to earn above minimum wage at 18 years old. Visit [CareerPathways.net](https://www.CareerPathways.net) to learn about average wages, identify occupational interests, determine education and training needs, and establish an action plan for reaching career goals. Your career should match your skills, interests, and abilities!

Skilled Trades Preparation

- Earn a high school diploma or equivalent
- Complete a formal apprenticeship training program
- Complete 2–5-year on-the-job training program (varies with on trade)

A Day in the Life:

Skilled Trades Working Conditions

- Offers a medium level of social contact; speak with others to learn what to do, but also spend time working alone
- Work either indoors or outdoors
- Must have specific skills. Errors can cause injury or property damage
- Traditionally work 40 hours per week

Hours/Travel

- A 40 hour workweek (additional hours per week means can mean earning “time and a half” or “double pay”)
- May work nights and weekends.
- May travel to various job sites or live temporarily away from home, receiving compensation for living expenses.

Source

HOW TO GET STARTED. (n.d.). Careers in Construction. Retrieved January 19, 2022, from <https://www.careersinconstruction.ca/en/careers/getting-started>

Office and Field Management Support Preparation

- Earn a high school diploma or equivalent
- Associate's degree, bachelor's degree, or master's degree
- Certification, or license

A Day in the Life:

Office and Field Management Support Working Conditions

Interpersonal Relationships

- Offers a high level of social contact. Work with owners, trade contractors, architects, and other design professionals.
- Responsible for work outcomes and the results of other workers.
- Responsible for the health and safety of others.
- Work as part of a team or lead different types of work teams.
- Communicate with clients, employees, and contractors every day by telephone, e-mail, and in person.
- Write letters and memos regularly.

Physical Work Conditions

- Sometimes work indoors in an office, or outdoors at a construction site.
- Regularly visit job sites; sometimes in a company car or truck.

Work Performance

- Maintain the schedule or budget for construction projects.
- Make decisions every day that affect workers on the job site and the outcome of the project.
- Work in a highly competitive environment in which your work contributes to the company's overall reputation.
- Must meet strict deadlines.

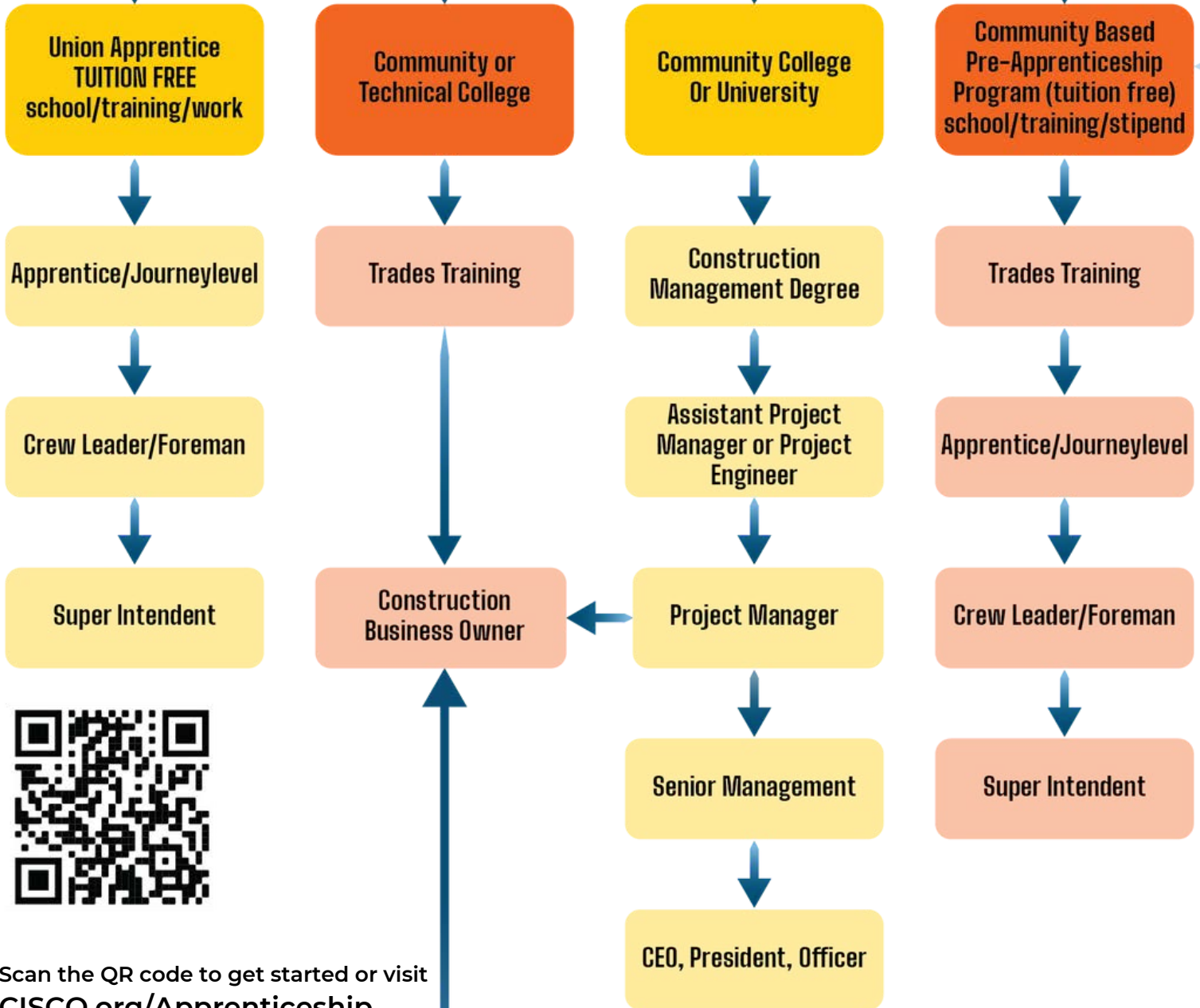
Hours/Travel

- Work more than 40 hours per week
- May work nights and weekends
- Must be "on-call"
- May travel to different job sites or live temporarily away from home, receiving compensation for living expenses.



Career Paths

POSTSECONDARY PLAN  LEARN. PLAN. SUCCEED.



Scan the QR code to get started or visit
CISCO.org/Apprenticeship

Prevailing wages are typically higher than the minimum wage and a living wage. Learn more at CISCO.org/Wages. Chicagoland CareerPathways is a starting point for Chicagoans who are looking for an onramp to a rewarding career. Learn more at CareerPathways.net.



GLOSSARY OF TERMS

(The words you'll hear people using today that will come up a lot if you pursue a career in the skilled trades)

Union- An organized association of workers in a trade, group of trades, or profession, formed to protect and further their rights and interests; a labor union.

Trade- Construction trade means any trade or occupation involving construction, alteration, remodeling, repairing, wrecking or demolition, addition to, or improvement of any building, highway, road, railroad, dam, bridge, structure, excavation, or another project, development, or improvement to other than personal property.

Local- A local union is a locally-based group of workers with a charter from a national or international union

Apprentice- A person who is learning a trade from a skilled employer, having agreed to work for a fixed period.

Apprenticeship- A system for training a new generation of practitioners of a trade or profession with on-the-job training and often some accompanying study. Apprenticeships can also enable practitioners to gain a license to practice in a regulated occupation.

Journey person- A worker, skilled in a given building trade or craft, who has successfully completed an official apprenticeship qualification. Journeymen are considered competent and authorized to work in that field as fully qualified employees.

Vocational Training- Education that prepares people to work as a technician or to take up employment in a skilled craft or trade as a tradesperson or artisan. Vocational education is sometimes referred to as career and technical education.

Trades School- Also known as a technical school, is a postsecondary educational institution designed to train students for a specific job in a skilled trade career.

On-the-Job Training- Employees observe the processes and procedures that their employer uses to create an efficient and effective workplace.

Postsecondary Training- Any education option after high school. Options may include two-year College, four-year College or university, independent private career schools, the military, or apprenticeships (on-the-job training).

Chicago Public Schools Office of College & Career Success

PLANNING FOR YOUR FUTURE

It's never too early—or too late—to explore postsecondary options! Choosing what you will do after high school graduation is an ongoing process that may change as you learn more about yourself.

- 1 - Meet the Experts in Your School.** Your school counselor, postsecondary coach, and teachers can help you review your customized Learn.Plan.Succeed. Progress Report and to prioritize necessary steps to get you where you want to go following graduation.
- 2 - Identify Your Interests and Strengths.** Log into CPS.edu/Naviance to complete one of the two self-inventories to: (1) assess your interests and personal qualities, and (2) discover careers that match you.
- 3 - Complete Your Individual Learning Plan.** On CPS.edu/Naviance, your school counselor has assigned tasks to start you on defining your career goals and postsecondary plans.
- 4 - Organize your calendar.** Get organized, stay on task, and make sure you don't miss important deadlines.
- 5 - Consider the Options.** Learn.Plan.Succeed. - a graduation requirement for all CPS students - recognizes six postsecondary paths: college, military, employment, job training, trades and apprenticeships, and gap year programs. Once you decide which postsecondary path you wish to pursue, take the necessary steps to apply. Your school counselor can help or you can get started at CPS.edu/LearnPlanSucceed.
- 6 - Complete Financial Aid Forms.** If eligible to apply, complete the Free Application for Federal Student Aid at FAFSA.gov or the Alternative Application for IL Financial Aid at ISAC.org.
- 7 - Be Considered for Scholarships.** Complete the Academic Works General Scholarship Application at cps.academicworks.com.



8 - Declare Your Plan. No later than May 31, provide evidence to your counselor of your plan for life beyond high school. Acceptable evidence varies based on the plan you choose:



COLLEGE
Financial Aid
Notice



MILITARY
Enlistment
Contract



WORK
Offer Letter



TRADE/
APPRENTICESHIP
PROGRAM
Acceptance Letter



JOB TRAINING
PROGRAM
Acceptance
Letter



SERVICE YEAR
or GAP YEAR
PROGRAM
Acceptance Letter



OTHER**
Counselor Verified
Evidence

9 - Stay in touch! Your family and trusted adults can play a critical role in helping you set goals and guiding your thinking about education, career, and your future.

10 - Get Summer Support. Don't embark on this journey alone. Check in with your school counselor and postsecondary coach. We can be reached at AfterGraduationHelp@CPS.edu.

CAREER & TECHNICAL EDUCATION (CTE)

More Information

eMail: LearnPlanSucceed@cps.edu

Website: [CPS.edu/LearnPlanSucceed](https://www.cps.edu/LearnPlanSucceed)

What is Career & Technical Education?

Career-focused experiential learning programs, sometimes called Career & Technical Education (CTE), provide students with opportunities to explore careers and gain marketable skills while still in high school. Students in CTE programs apply the information they learn in core school subjects like math, science, and writing to real-life work situations to become career- and college-ready. As part of their CTE program, students may earn industry certifications and/or earn college credit in addition to a high school diploma. Students can graduate better prepared for high skill, high wage, in-demand careers, and all other postsecondary options.

There are a variety of citywide and school-based CTE pathways offered in Chicago Public Schools that help students gain hands-on experience and work toward fulfilling CPS' Learn.Plan.Succeed. graduation requirements.

What are the benefits of CTE?

- Industry certifications - Saving students hundreds of dollars
- Summer internships - Get experience working at top companies such as Lurie Children's Hospital or Chase
- College Credit - Students may start college with credits towards a degree

How can students apply to CTE?

- 8th graders apply online at go.cps.edu
- 9th & 10th graders should speak with their high school counselor to sign up



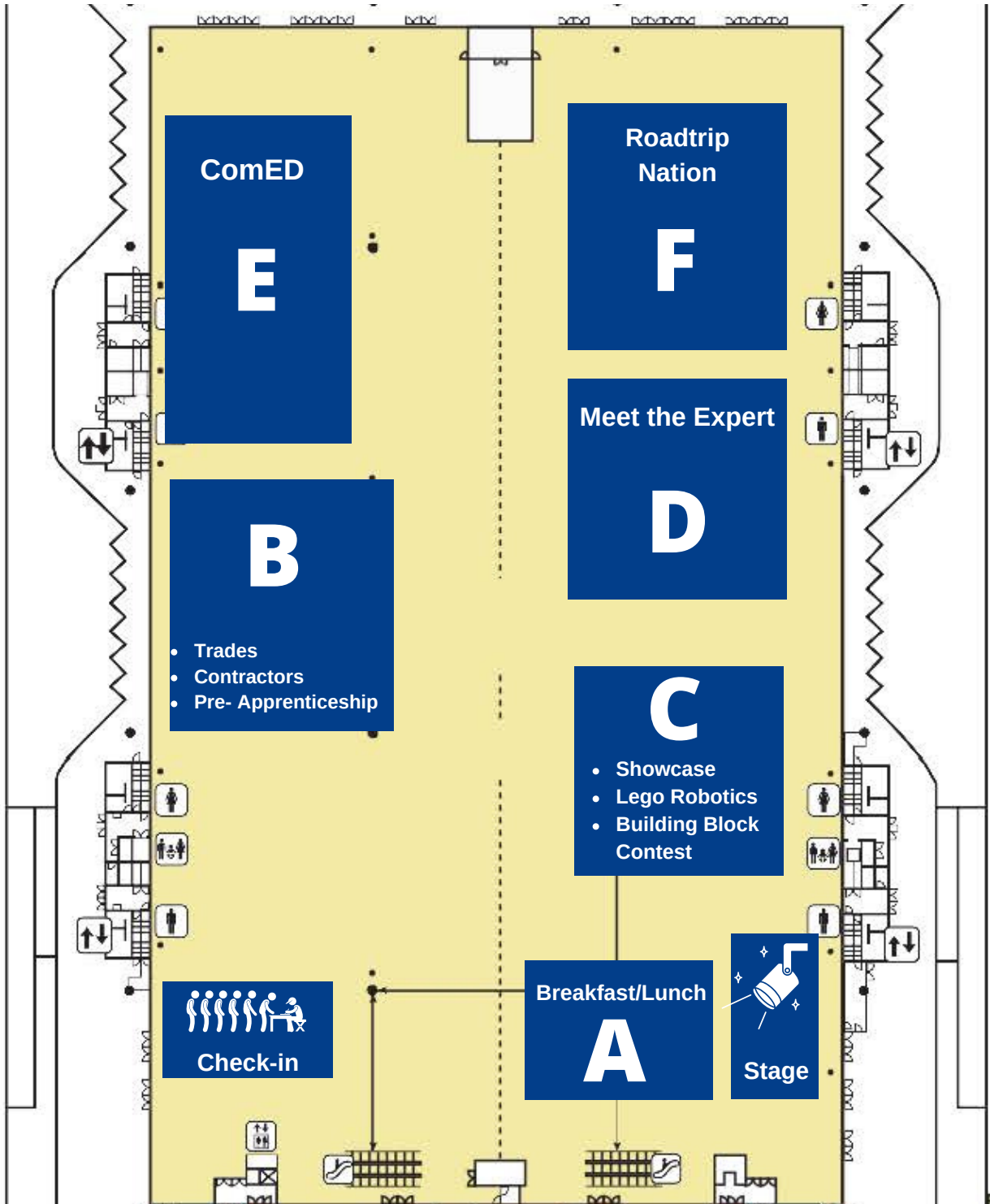
Exhibitors

Rotation	Floor Plan Area	Company Name (Click to visit website)
A-F	Eat/Drink	Chicago Cook Workforce Partnership: Scavenger Hunt
A-F	Eat/Drink	South Shore Drill Team/Mayor/CPS CEO or Videos
B	Contractor	Bowa Construction Company
B	Contractor	Clark Construction Group
B	Contractor	Clayco
B	Contractor	Gilbane Building Company
B	Contractor	LendLease
B	Contractor	Leopardo Companies, Inc.
B	Contractor	Pepper Construction
B	Contractor	Power Construction
B	Contractor	Related Midwest
B	Contractor	Ujamaa Construction, Inc
B	Contractor	Walsh Construction
B	Pre-Apprenticeship	All Pro Truck Driving School
B	Pre-Apprenticeship	Chicago Women In Trades
B	Pre-Apprenticeship	Hispanic American Construction Industry Association (HACIA)
B	Pre-Apprenticeship	Jane Addams Resource Corporation
B	Pre-Apprenticeship	Lumity
B	Pre-Apprenticeship	Revolution Workshop
B	Pre-Apprenticeship	St. Paul Community Development Ministries
B	Pre-Apprenticeship	We Can Build It
B	Trades	Painters and Decorators
B	Trades	Cisco
B	Trades	Bricklayers
B	Trades	IBEW Local 9

Exhibitors

Rotation	Floor Plan Area	Company Name (Click to visit website)
B	Trades	IBEW Local 196
B	Trades	IBEW-NECA Technical Institute
B	Trades	Teamsters
B	Trades	Laborers
B	Trades	Sheet Metal
B	Trades	Carpenters
B	Trades	Operating Engineers
B	Trades	Pipe Fitters
B	Trades	Roofers
C	Showcase	CPS CTE
C	Showcase	CPS Lego Robotics
C	Showcase	Building Contest
D	Meet the Expert	Chicago Public Schools
D	Meet the Expert	City Colleges of Chicago
D	Meet the Expert	Chicago Transit Authority (CTA)
D	Meet the Expert	Chicago Cook Workforce Partnership (E&ES and Chicago Covid Contact Tracing Corps)
D	Meet the Expert	HIRE360
D	Meet the Expert	Illinois Student Assistance Commission
D	Meet the Expert	Illinois Department of Employment Security (IDES)
D	Meet the Expert	Illinois Secretary of State
D	Meet the Expert	Youth Job Center
E	ComEd	ComEd
F	Roadtrip Nation	Roadtrip Nation

Event Map



Skilled Trades Fair Scavenger Hunt

Join us in some fun and earn 1000 points to take home a prize!



Step 1- Get the Actionbound app for free in the Apple App Store or at the Google Play Store



Step 2- Click "Scan Code" code on the Actionbound app to get started!

Step 3- Scan the QR Code below while inside the app. Click "START BOUND". Enter your name and click "I agree" and "Let's Go".

Follow the clues and scan QR Code at the Trades and Pre-Apprenticeship Exhibitor tables. Earn 1,000 points for a take-home prize.



Event Partners

